

Superclassica

Porcelain Stone / Ceramic Design



Floor: DFZSU 06 Hammered

3 Colours / 10 Finishes / 8 Sizes / 3 Mosaics / 5 Décors

Superclassica represents warm, natural, and soft shades through a classic stone look. It is carefully designed to be mixed and matched in a contemporary framework while providing movement to surfaces. Superclassica is ideal for residential and commercial spaces, both indoor and outdoor.



Wall (Top): DFZSU 03 Pli Décor Polished
Wall (Bottom) & Floor: DFZSU 01 Natural



Wall: DFZSU 04 Grooved
Floor: DFZSU 04 Mosaic Mix




Counter & Splashback: DFZSU 02 Pli Décor Polished
Floor: DFSZU 01 Peggy




Wall: DFZSU 07 Riviera Décor Polished




Floor: DFSZU 04 Happy




DFZSU 04 Natural




DFZSU 01 Natural




DFZSU 06 Natural




DFZSU 04 Polished




DFZSU 01 Polished




DFZSU 06 Polished




DFZSU 04 Flamed




DFZSU 01 Flamed




DFZSU 06 Flamed




DFZSU 04 Honed



DFZSU 01 Crack




DFZSU 06 Crack




DFZSU 04 Grooved




DFZSU 01 Grooved




DFZSU 06 Grooved



DFZSU 04 Hammered




DFZSU 01 Hammered



DFZSU 06 Hammered



DFZSU 04 Happy

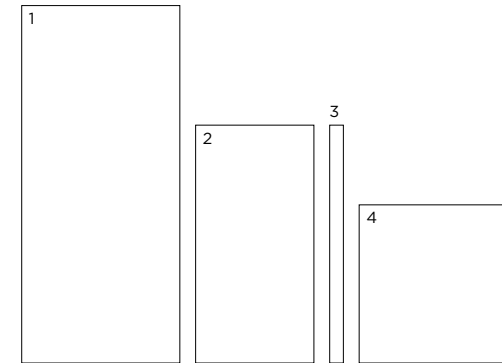


DFZSU 01 Peggy



DFZSU 06 Patchy

Sizes



	Size (mm)	Thickness	Finish	Colour Availability
1	1797 x 797 (R)	9	Natural	DFZSU 01 & 04
2	1197 x 597 (R)	9	Natural Polished Flamed Crack Honed Grooved Hammered Happy Peggy Patchy	DFZSU 01, 04 & 06 DFZSU 01, 04 & 06 DFZSU 01, 04 & 06 DFZSU 01 & 06 DFZSU 04 DFZSU 01, 04 & 06 DFZSU 01, 04 & 06 DFZSU 04 DFZSU 01 DFZSU 06
3	1197 x 72 (R)	9	Natural	DFZSU 01, 04 & 06
4	797 x 797 (R)	9	Crack	DFZSU 06

(R) Rectified size – square edge with bevel. Swatch colours may vary from original. Samples should be requested. More sizes and special pieces shown on next page.

V1 - Low
Shade Variation

DOMUS

service@domusgroup.com | t: 020 8481 9500 | domusgroup.com

More Sizes



DFZSU 04 Mix



DFZSU 01 Mix




DFZSU 06 Mix


Each box of the 597 x 72 x 9mm format in the Mix finish will contain 12 pieces—3 pieces each of the Hammered, Grooved, Natural & Flamed finishes.




DFZSU 04 Chevron Right Natural




DFZSU 04 Chevron Left Natural



DFZSU 01 Chevron Right Natural



DFZSU 01 Chevron Left Natural

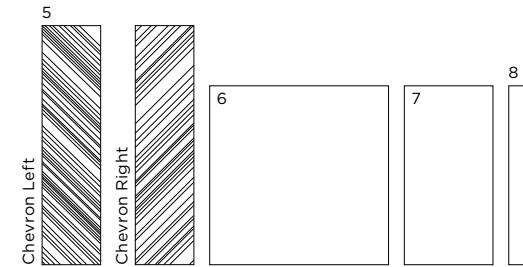


DFZSU 06 Chevron Right Natural



DFZSU 06 Chevron Left Natural

Each box of the Chevron 797 x 197 x 9mm format in the Natural finish will contain 3 Chevron Left pieces and 3 Chevron Right pieces.



	Size (mm)	Thickness	Finish	Colour Availability
5	Chevron 797 x 197 (R)	9	Natural	DFZSU 01, 04 & 06
6	597 x 597 (R)	9	Crack Honed	DFZSU 01 & 06 DFZSU 04
7	597 x 297 (R)	9	Natural	DFZSU 01, 04 & 06
8	597 x 72 (R)	9	Mix*	DFZSU 01, 04 & 06
	Plinth Skirting 1197 x 72 (R)	9	Natural	DFZSU 01, 04 & 06

(R) Rectified size - square edge with bevel. Swatch colours may vary from original. Samples should be requested. Mosaics and décors shown on next page. *Mix finish consists of 3 tiles in each of the following finishes per box: Hammered, Grooved, Natural and Flamed.

Mosaic 18 x 18mm



DFSZU 01 Mosaic

Mosaic 35 x 25mm



DFSZU 04 Mosaic

Mosaic 58 x 23mm



DFSZU 06 Mosaic

Riviera Décor



DFSZU 08
Riviera Décor



DFSZU 09
Riviera Décor



DFSZU 10
Riviera Décor



DFSZU 07
Riviera Décor



DFSZU 11
Riviera Décor

Path Décor



DFSZU 02
Path Décor




DFSZU 03
Path Décor

Bloom Décor



DFSZU 02 Bloom
Décor



DFSZU 05
Bloom Décor

Pli Décor



DFSZU 02 Pli Décor




DFSZU 03 Pli Décor

Waffle Décor

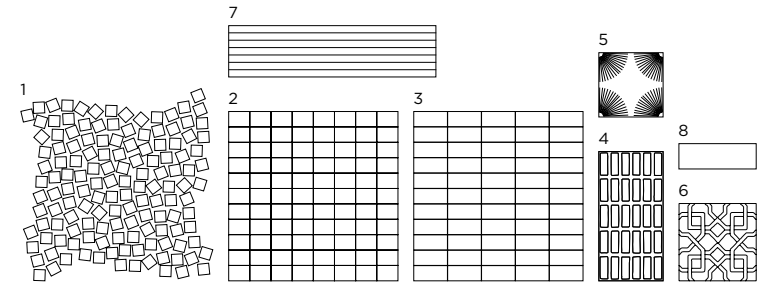


DFSZU 02 Waffle Décor



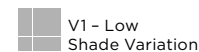
DFSZU 05 Waffle Décor

Mosaics & Décors




	Size (mm)	Thickness	Finish	Colour Availability
1	Mosaic 18 x 18 (R) on 327 x 327 sheet	9	Mix*	DFSZU 01
2	Mosaic 35 x 25 (R) on 327 x 327 sheet	9	Mix*	DFSZU 04
3	Mosaic 58 x 23 (R) on 327 x 327 sheet	9	Mix*	DFSZU 06
4	Waffle Décor 250 x 125 (N)	8.5	Polished	DFSZU 02 & 05
5	Bloom Décor 125 x 125 (N)	8.5	Polished	DFSZU 02 & 05
6	Path Décor 150 x 150 (N)	10	Polished	DFSZU 02 & 03
7	Pli Décor 400 x 100 (N)	8	Polished	DFSZU 02 & 03
8	Riviera Décor 150 x 50 (N)	8.5	Polished	DFSZU 07, 08, 09, 10 & 11

(N) Nominal size - pressed edge. (R) Rectified size - square edge with bevel. Swatch colours may vary from original. Samples should be requested. Path, Pli, Bloom and Waffle Décors are recommended for use only on walls. *Mix finish consists of Hammered, Grooved, Natural and Flamed finishes.



V1 - Low Shade Variation


DFZSU 01




DFZSU 01 Flamed




DFZSU 01 Grooved




DFZSU 01 Natural




DFZSU 01 Hammered



DFZSU 01 Crack



DFZSU 01 Peggy



DFZSU 01 Polished




DFZSU 01 Chevron Left Natural


DFZSU 01 Chevron Right Natural

V1 - Low Shade Variation


DFZSU 04



DFZSU 04 Flamed



DFZSU 04 Grooved




DFZSU 04 Natural




DFZSU 04 Hammered



DFZSU 04 Honed



DFZSU 04 Happy



DFZSU 04 Polished




DFZSU 04 Chevron Left Natural


DFZSU 04 Chevron Right Natural

V1 - Low Shade Variation


DFZSU 06




DFZSU 06 Flamed




DFZSU 06 Grooved



DFZSU 06 Natural




DFZSU 06 Hammered




DFZSU 06 Crack



DFZSU 06 Patchy



DFZSU 06 Polished



DFZSU 06 Chevron Left Natural

DFZSU 06 Chevron Right Natural

Superclassica

Technical Data

Product Type: Glazed Porcelain (BS EN 14411 - Group Bla)

Use: Floors & Walls

Product Code: DFZSU *

*This data sheet does not apply to Pli & Path Décor tiles. See separate data sheet

DIMENSION & SURFACE QUALITY

Technical Characteristics	Industry Standards	Requirement (for nominal size <i>N</i>)	Actual Value
		70mm ≤ N < 150mm N ≥ 150mm	
Length & width	BS EN ISO 10545-2	± 0.60% (max. ± 2.0mm)	Conforms
Thickness	BS EN ISO 10545-2	± 5% (max. ± 0.5mm)	Conforms
Edge straightness	BS EN ISO 10545-2	± 0.50% (max. ± 1.5mm)	Conforms
Orthogonality (squareness)	BS EN ISO 10545-2	± 0.50% (max. ± 2.0mm)	Conforms
Planarity (flatness)	BS EN ISO 10545-2	± 0.50% (max. ± 2.0mm)	Conforms

SLIP RESISTANCE

Technical Characteristics	Industry Standards	Requirement	Finish
Areas with footwear	BS EN ISO 10545-17 (DIN 51130)	R9 from 3° to 10° R10 from 10° to 19°	Polished, Peggy & Honed Natural, Flamed, Happy, Crack, Grooved & Chevron, Hammered
		R11 from 19° to 27°	
Areas with bare feet	DIN 51097	B over 18° to 24°	Flamed, Crack & Hammered
Slip resistance Coefficient of friction	BS 7976-2 BS EN 16165	Test results upon request	

PRODUCT QUALITY & DURABILITY

Technical Characteristics	Industry Standards	Requirement	Actual Value
Water absorption	BS EN ISO 10545-3	≤ 0.5%	0.3% (typical value)
Modulus of rupture (bending strength)	BS EN ISO 10545-4	≥ 35 N/mm ²	48 N/mm ² (typical value)
Resistance to surface abrasion (glazed tiles)	BS EN ISO 10545-7	PEI *see classifications below	All Class 4 except Peggy (Class 3)
Thermal shock resistance	BS EN ISO 10545-9	No visible defects	Resistant
Frost resistance	BS EN ISO 10545-12	No surface alteration	Resistant
Chemical resistance: Low concentrations of acids & alkalis	BS EN ISO 10545-13	No visible defects	GLA
High concentrations of acids & alkalis	BS EN ISO 10545-13	No visible defects	GHB
Domestic chemicals & additives for swimming pools	BS EN ISO 10545-13	UB/GB min.	GA
Stain resistance	BS EN ISO 10545-14	Min. Class 3 - glazed	Class 5
Reaction to fire	Based on the decision 96/603/EC and its changes	A1 _{FL} /A1	A1 _{FL} /A1
Recycled content			25%

*PEI classifications

PEI 1 - Very light traffic

PEI 2 - Light traffic

PEI 3 - Light to moderate traffic

PEI 4 - Moderate to heavy traffic

PEI 5 - Heavy to extra heavy traffic



All test results are based upon current test data provided by the manufacturer and are provided in good faith. Domus Group cannot be held responsible for any variation in the test data due to changes in manufacture or material characteristics. Errors & omissions excepted. Please refer to Domus Group Terms & Conditions of Sale. March 2023

DOMUS

service@domusgroup.com | t: 020 8481 9500 | domusgroup.com