

Reves

Porcelain Marble



Floor: DRVE 04 Glossy

6 Colours / 2 Finishes / 4 Sizes / 2 Mosaics

Inspired by the ancient and refined beauty of alabaster, Reves transforms the dream of contemporary elegance into reality through delicate nuances and precious colours that are perfectly in step with the most current luxury living trends. Refer to Reves Magnum for 6mm-thick lightweight slab options.



Floor & Stairs: DRVE 04 Glossy



DRVE 01



DRVE 02




DRVE 03



DRVE 06

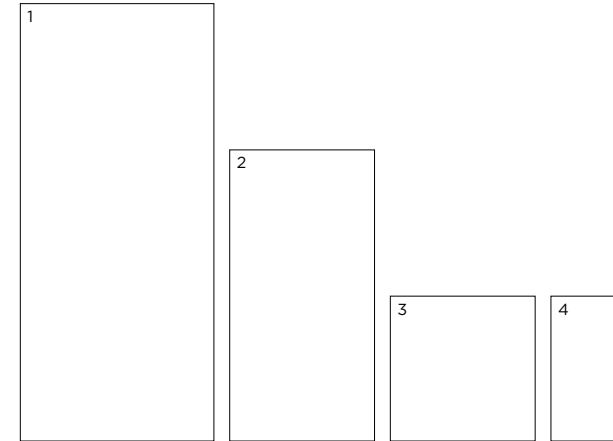


DRVE 04



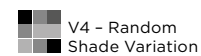
DRVE 05

Sizes




	Size (mm)	Thickness	Finish	Colour Availability
1	1797 x 797 (R)	9	Matt Glossy	All colours All colours
2	1197 x 597 (R)	9	Matt Glossy	All colours All colours
3	597 x 597 (R)	9	Matt Glossy	DRVE 01, 02, 03 & 04 DRVE 01, 02, 03 & 04
4	597 x 297 (R)	9	Matt Glossy	DRVE 01, 02, 03 & 04 DRVE 01, 02, 03 & 04


(R) Rectified size - square edge with bevel. Mosaics shown on next page.
Swatch colours may vary from original. Samples should be requested.




Mosaic



DRVE 01



DRVE 02



DRVE 03



DRVE 04

3D Mosaic



DRVE 01



DRVE 02



DRVE 03

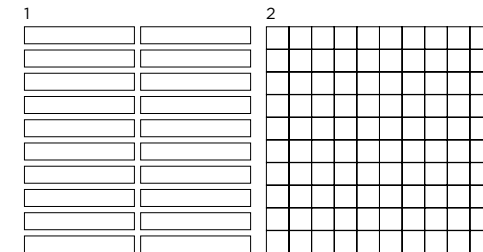


DRVE 04



Floor: DRVE 04 Glossy

Mosaics & Special Pieces



	Size (mm)	Thickness	Finish	Colour Availability
1	Mosaic 147 x 27 on 297 x 297 sheet (R)	9	Matt	DRVE 01, 02, 03 & 04
			Glossy	DRVE 01, 02, 03 & 04
2	3D Mosaic 27 x 27 on 297 x 297 sheet (R)	9	Mix*	DRVE 01, 02, 03 & 04
	Plinth Skirting 597 x 46 (R)	9	Matt Glossy	DRVE 01, 02, 03 & 04 DRVE 01, 02, 03 & 04
	Bullnose Step Tread 1197 x 33 x 30 (R)	9	Matt Glossy	DRVE 01, 02, 03 & 04 DRVE 01, 02, 03 & 04

(R) Rectified size - square edge with bevel. *Mix finish is a mix of Matt & Glossy finishes. Swatch colours may vary from original. Samples should be requested.



V4 - Random
Shade Variation

DOMUS

service@domusgroup.com | t: 020 8481 9500 | domusgroup.com


Variations



DRVE 01 Glossy



DRVE 02 Matt



DRVE 03 Glossy



DRVE 01 Matt



DRVE 02 Glossy



DRVE 03 Matt



DRVE 04 Glossy

Reves

Technical Data

Product Type: Glazed Porcelain (BS EN 14411 - Group BIa)

Use: Floors & Walls

Product Code: DRVE

DIMENSION & SURFACE QUALITY

Technical Characteristics	Industry Standards	Requirement	Actual Value
Length & width	BS EN ISO 10545-2	± 0.60% (max. ± 2.0mm)	Conforms
Thickness	BS EN ISO 10545-2	± 5% (max. ± 0.5mm)	Conforms
Edge straightness	BS EN ISO 10545-2	± 0.50% (max. ± 1.5mm)	Conforms
Orthogonality (squareness)	BS EN ISO 10545-2	± 0.50% (max. ± 2.0mm)	Conforms
Planarity (flatness)	BS EN ISO 10545-2	± 0.50% (max. ± 2.0mm)	Conforms
Appearance	BS EN ISO 10545-2	> 95%	Conforms

SLIP RESISTANCE

Technical Characteristics	Industry Standards	Requirement
Slip resistance	BS 7976-2	Test results upon request
Coefficient of friction	BS EN 16165	

PRODUCT QUALITY & DURABILITY

Technical Characteristics	Industry Standards	Requirement	Actual Value
Water absorption	BS EN ISO 10545-3	≤ 0.5%	0.08% (average value)
Modulus of rupture (bending strength)	BS EN ISO 10545-4	≥ 35 N/mm ²	50 N/mm ² (average value)
Breaking strength	BS EN ISO 10545-4	≥ 1300 N	3200 N (average value)
Resistance to surface abrasion (glazed tiles)	BS EN ISO 10545-7	PEI *see classifications below	Class 4 - DRVE 01, 02 & 03 (Matt & Glossy) Class 3 - DRVE 04 Matt, DRVE 05 & 06 (Matt & Glossy) Class 2 - DRVE 04 Glossy
Thermal shock resistance	BS EN ISO 10545-9	No visible defects	Resistant
Crazing resistance	BS EN ISO 10545-11	No visible signs	Resistant
Frost resistance	BS EN ISO 10545-12	No surface alteration	Resistant
Chemical resistance: Low concentrations of acids & alkalis	BS EN ISO 10545-13	No visible defects	GLA - Matt GLB - Glossy
Domestic chemicals & additives for swimming pools	BS EN ISO 10545-13	GB min.	GA
Stain resistance	BS EN ISO 10545-14	Min. Class 3	Class 4 - Glossy Class 5 - Matt
Reaction to fire	Based on the decision 96/603/CE and its changes	A1 _{FL} /A1	A1 _{FL} /A1
Recycled content			20.5%

*PEI classifications
 PEI 1 - Very light traffic
 PEI 2 - Light traffic
 PEI 3 - Light to moderate traffic
 PEI 4 - Moderate to heavy traffic
 PEI 5 - Heavy to extra heavy traffic



All test results are based upon current test data provided by the manufacturer and are provided in good faith. Domus Group cannot be held responsible for any variation in the test data due to changes in manufacture or material characteristics. Errors & omissions excepted. Please refer to Domus Group Terms & Conditions of Sale. March 2023

DOMUS

service@domusgroup.com | t: 020 8481 9500 | domusgroup.com